

Step 1: Go to the registration link and fill in all the details.

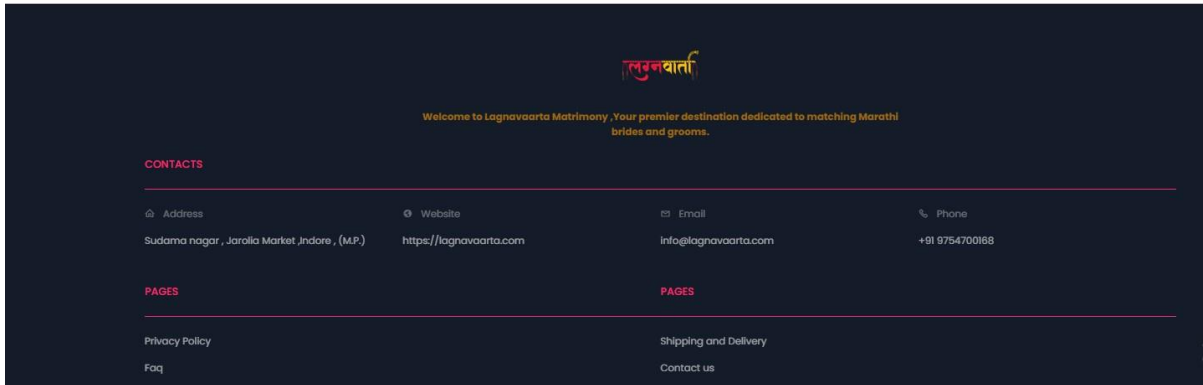
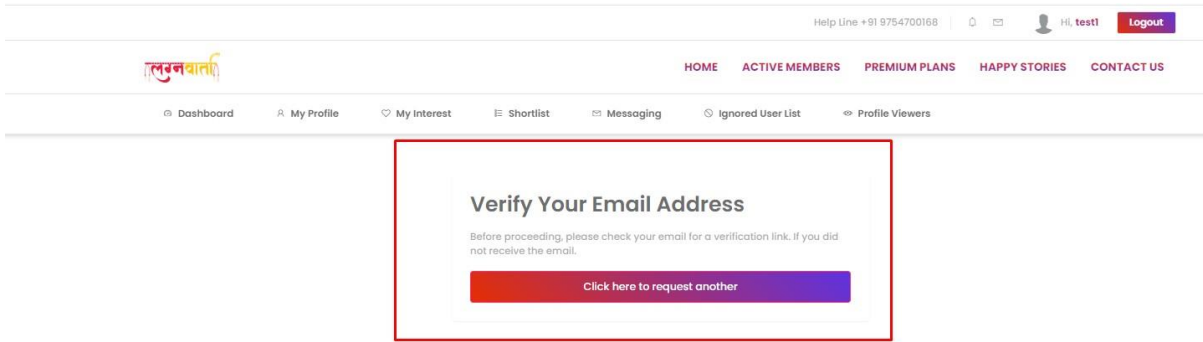
<https://lagnavaarta.com/register>

The screenshot shows the 'Create Your Account' registration page. At the top, there is a navigation bar with the LagnaVaarta logo, a help line (+91 9754700168), a 'Log In' link, and a 'Registration' button. Below the navigation bar, there are links for 'HOME', 'ACTIVE MEMBERS', 'PREMIUM PLANS', 'HAPPY STORIES', and 'CONTACT US'. The main content area is titled 'Create Your Account' with the subtitle 'Fill out the form to get started.' The form includes the following fields: 'On Behalf' (a dropdown menu set to 'Friend'), 'First Name' (text input 'test1'), 'Last Name' (text input 'test1'), 'Gender' (a dropdown menu set to 'Male'), 'Date Of Birth' (text input '1990-12-02'), 'Email address' (text input 'virajakvn@gmail.com'), 'Password' (text input with dots, with a note 'Minimum 8 characters'), 'Confirm password' (text input with dots, with a note 'Minimum 8 characters'), and 'Referral Code' (text input). There is a reCAPTCHA 'I'm not a robot' checkbox and a 'By signing up you agree to our terms and conditions.' checkbox. A large 'Create Account' button is at the bottom. On the right side, there is a 'Act Go 1' watermark.

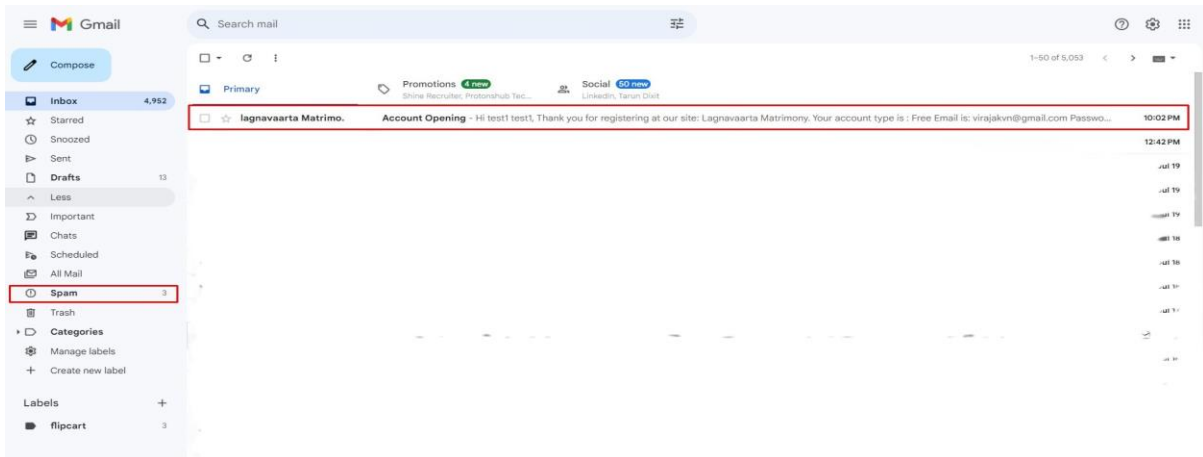
Step 2: When you click "Create Account," you will receive an alert indicating that the verification email link has been sent successfully. **First, log in to your website account**, then check the email account (e.g., Gmail) you used during registration. Website account should be LOGIN FIRST THEN CLICK ON VERIFY LINK ON EMAIL

The screenshot shows the 'Login to your Account' page. At the top, there is a navigation bar with the LagnaVaarta logo, a help line (+91 9754700168), a 'log in' link, and a 'registration' button. Below the navigation bar, there are links for 'HOME', 'ACTIVE MEMBERS', 'PREMIUM PLANS', 'HAPPY STORIES', and 'CONTACT US'. The main content area is titled 'Login to your Account'. It includes an 'Email' field (text input with a redacted email address), a 'Password' field (text input with dots), and a 'Forgot Password?' link. A large 'Login to your Account' button is at the bottom. Below the button, there is a link for 'Don't have an account? Create an account.'.

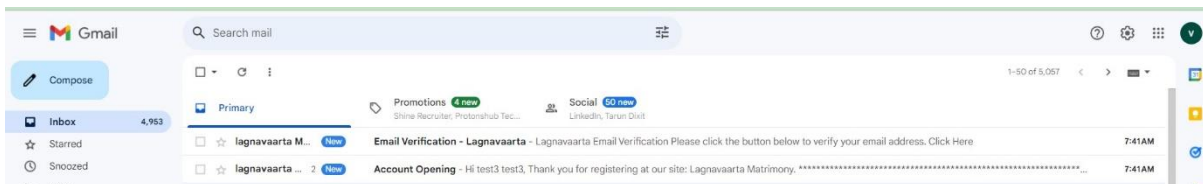


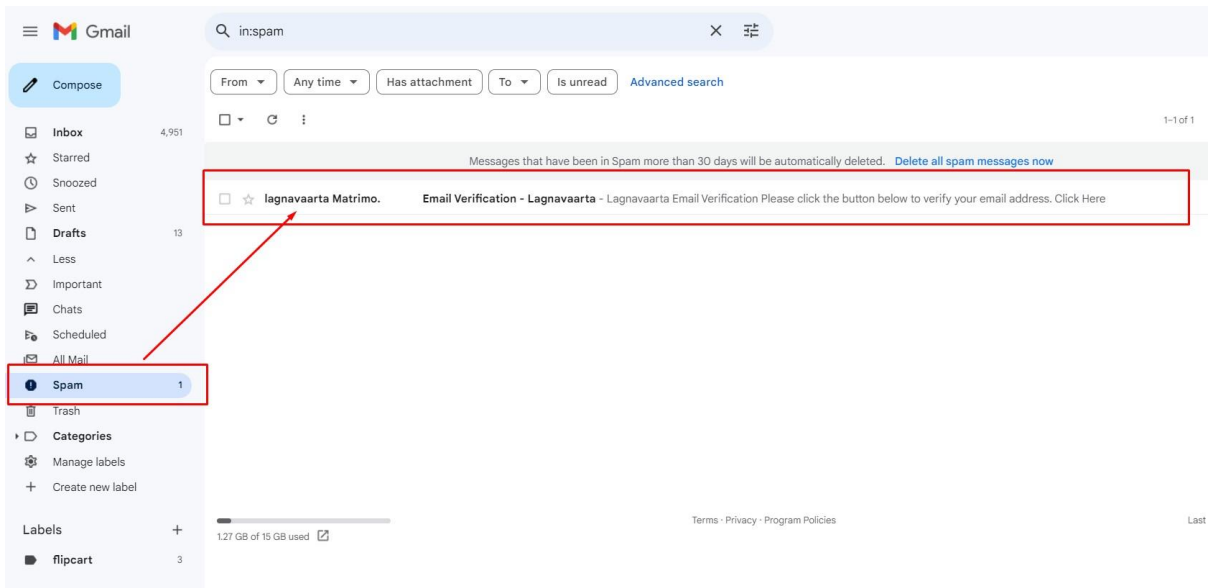


Step 3: In your inbox, you will receive two emails: one welcoming you to the account and another with the email verification link. If you do not find the email verification mail in your inbox, please check your spam folder. Locate the email verification link and click on "Verify Email."

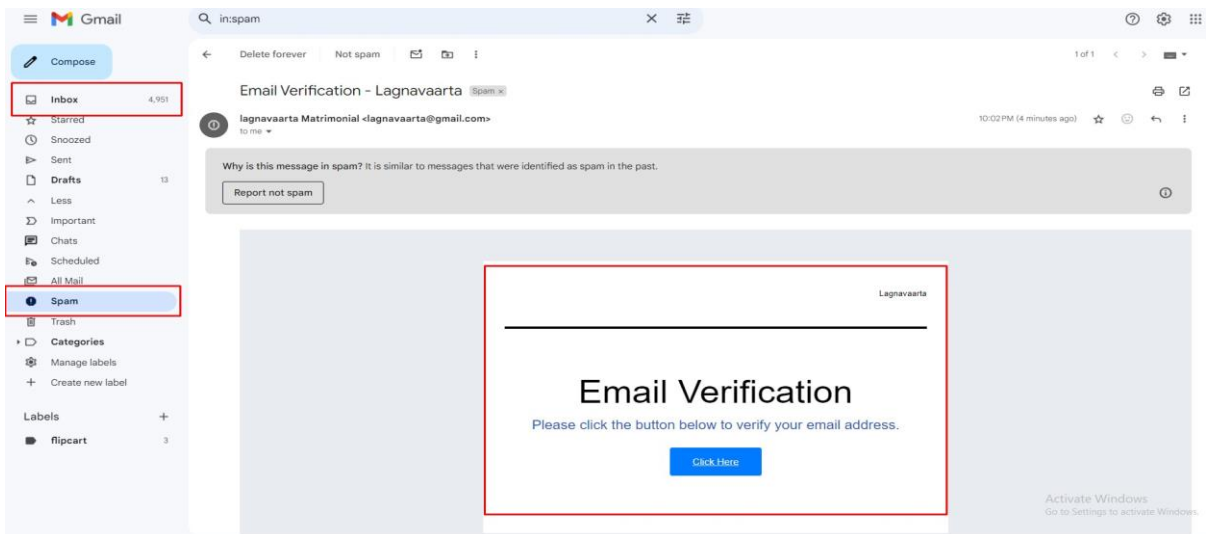


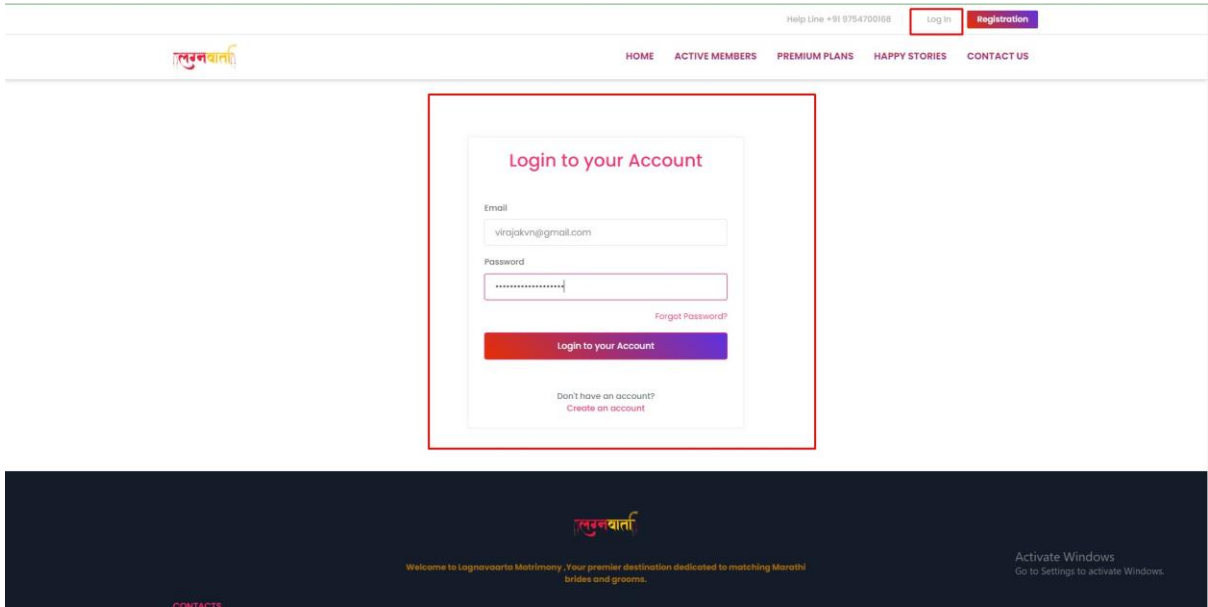
You get both link on Inbox section OR ONE LINK ON Spam Section and one on Inbox Section



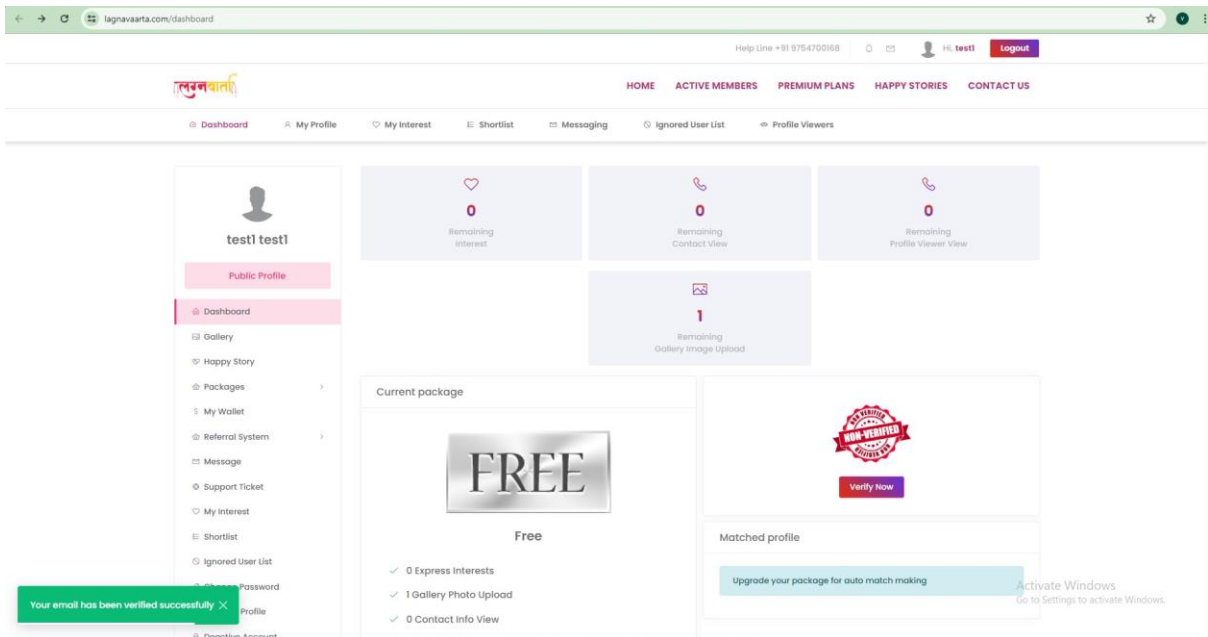


Before click on this Link [First Login to website account](#) then click on Verify Email

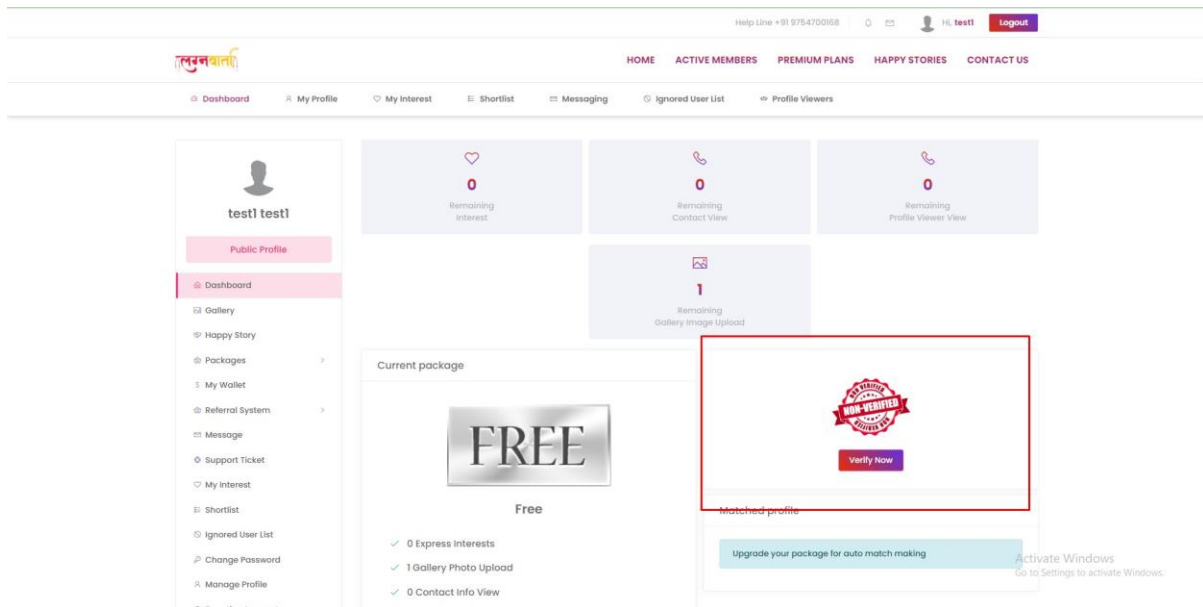




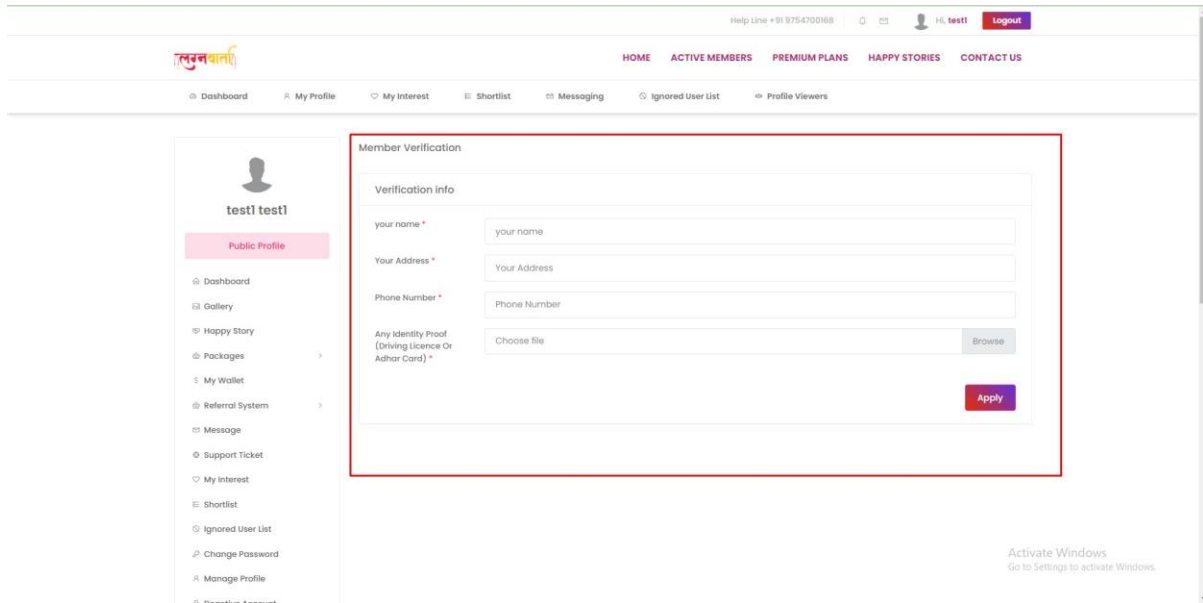
Once your email is verified, the "Verify Your Email Address" message will be removed, and you will see this screen.



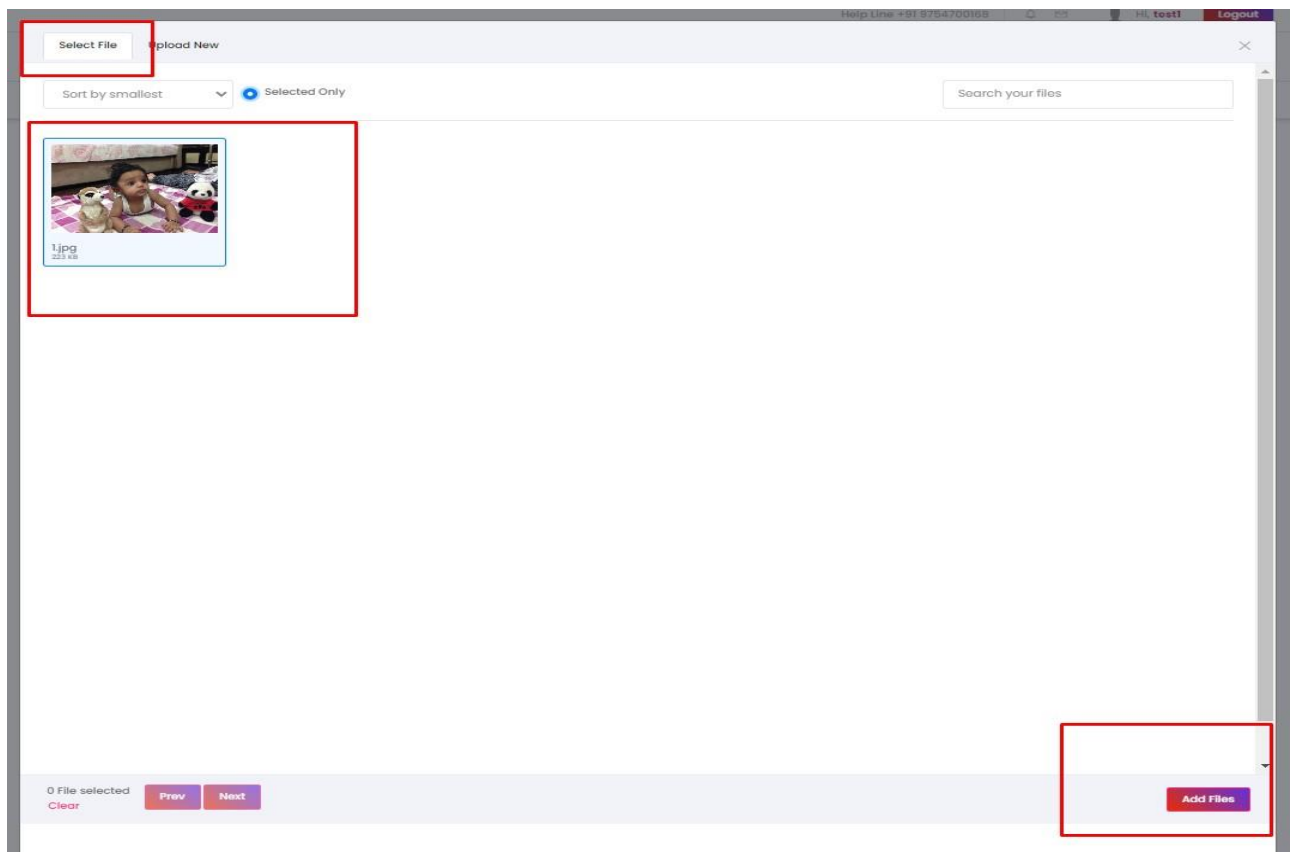
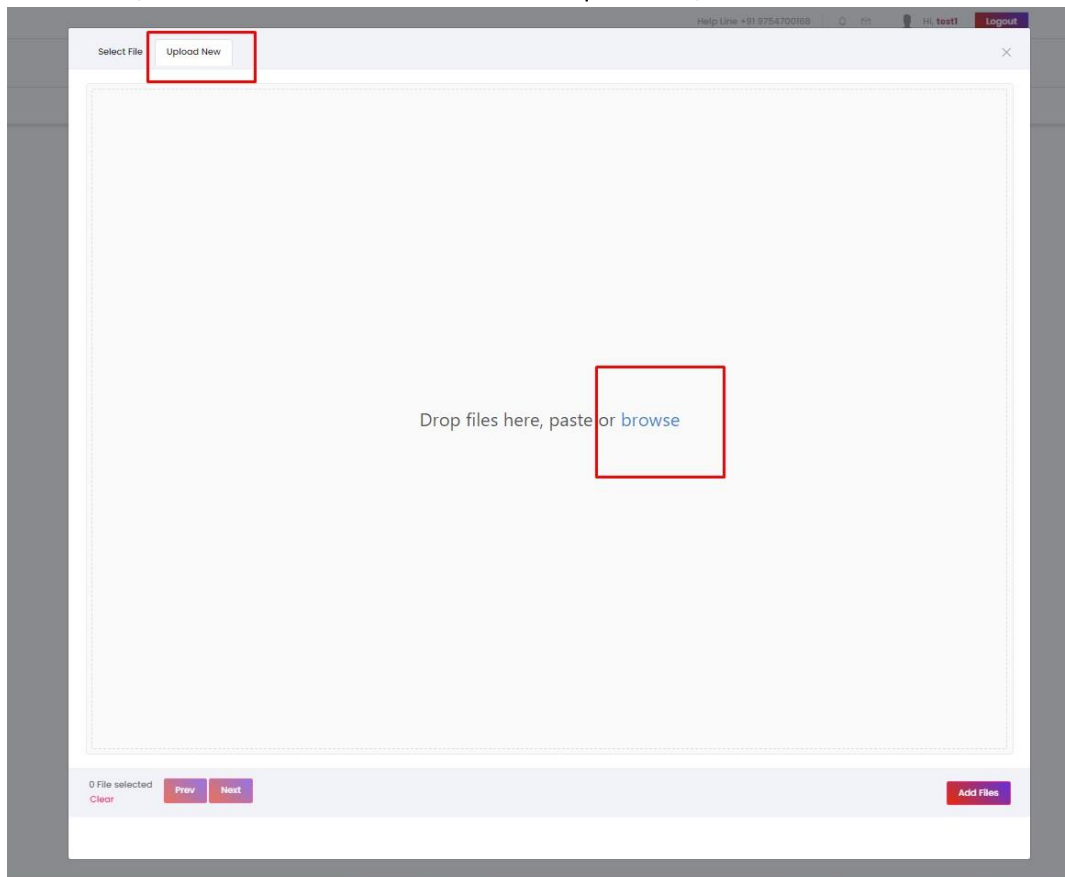
Step 4: Now, click on the Document "Verify Now" section to first verify document



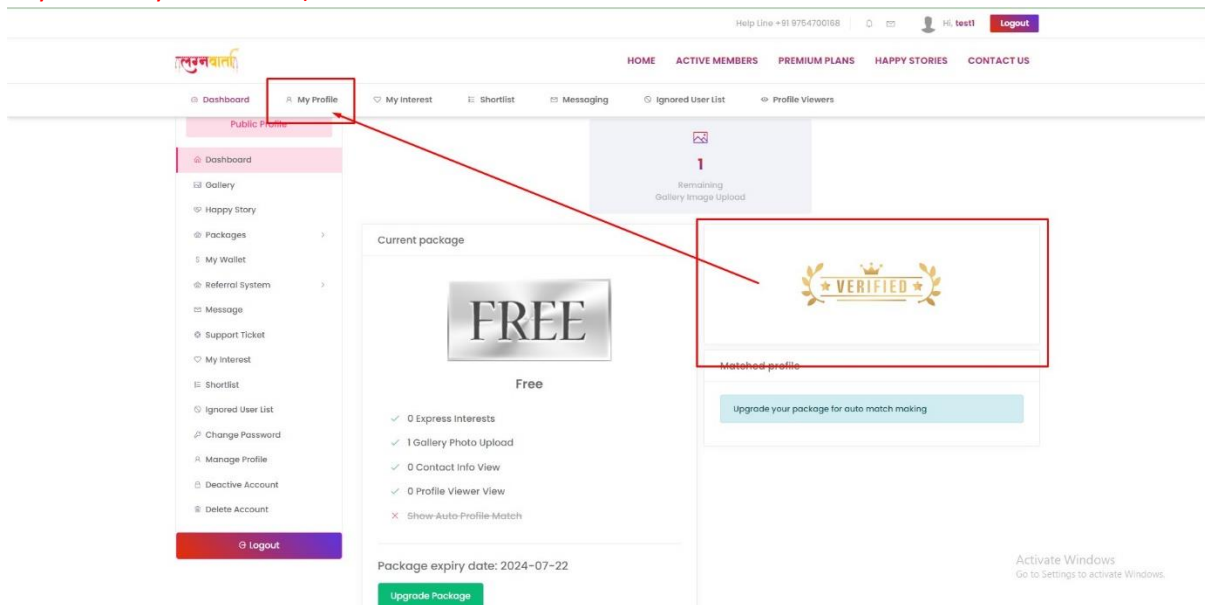
Step 5: Fill in all member verification details and click on the "Browse" button to upload documents.



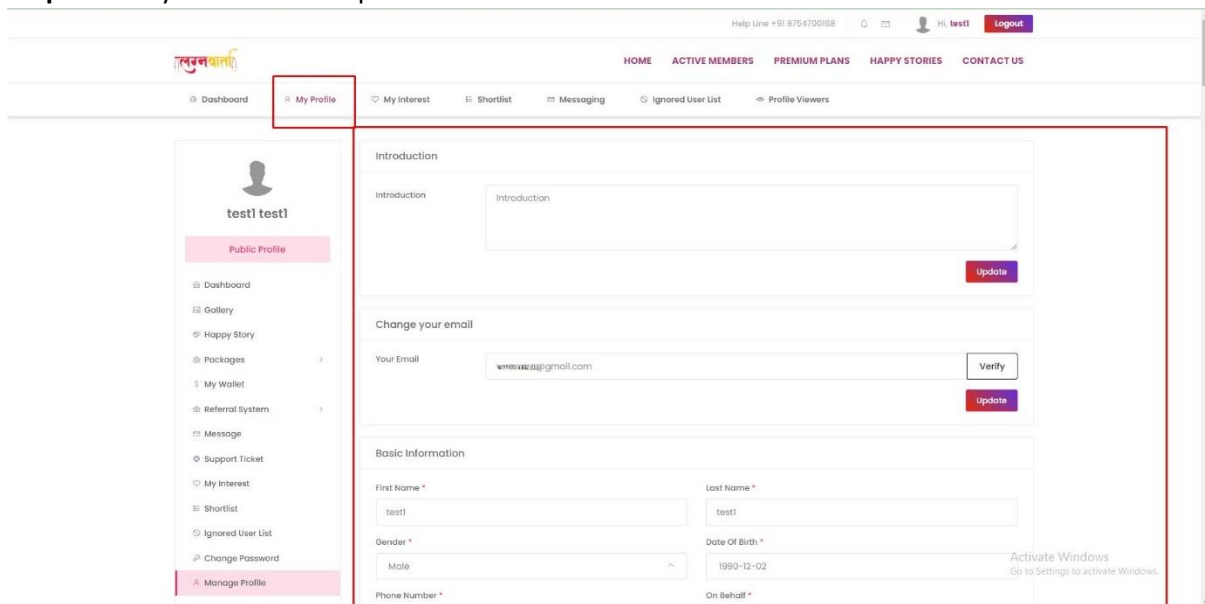
Click on the "Browse" button, then click on "Upload New File" => Browse and select the file => In the second tab, click "Select File" and choose the required file, then click on "Add File."



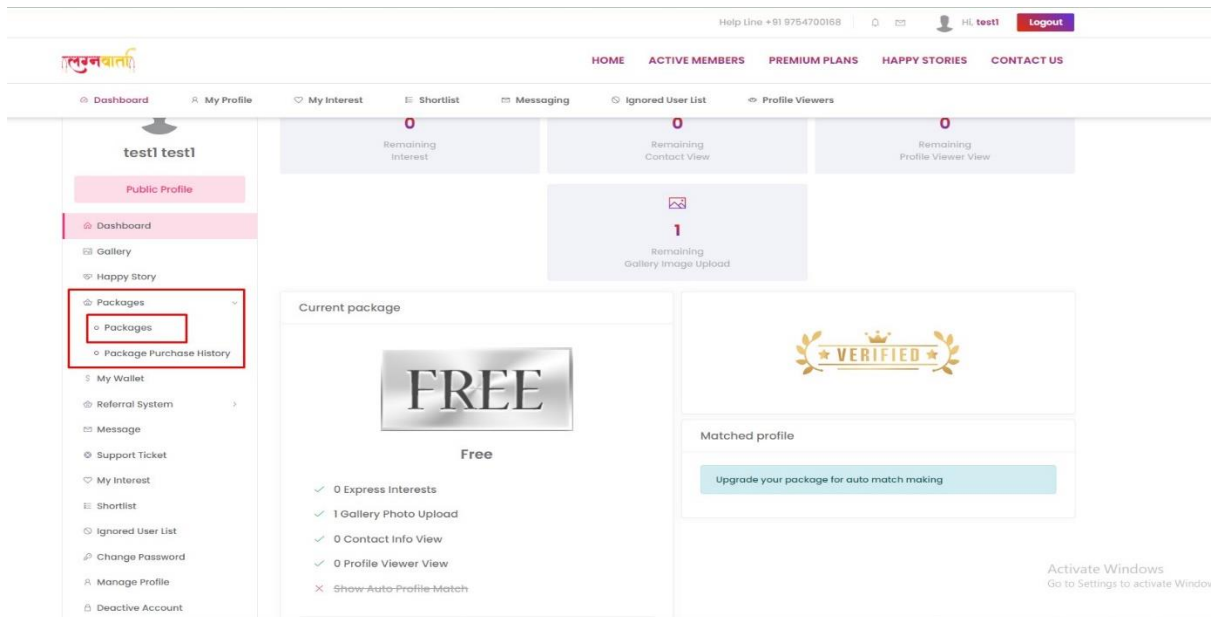
Step 6: Once your account **Document** is verified, you will receive an email confirmation.(it take 1 or 2 days to verify document)



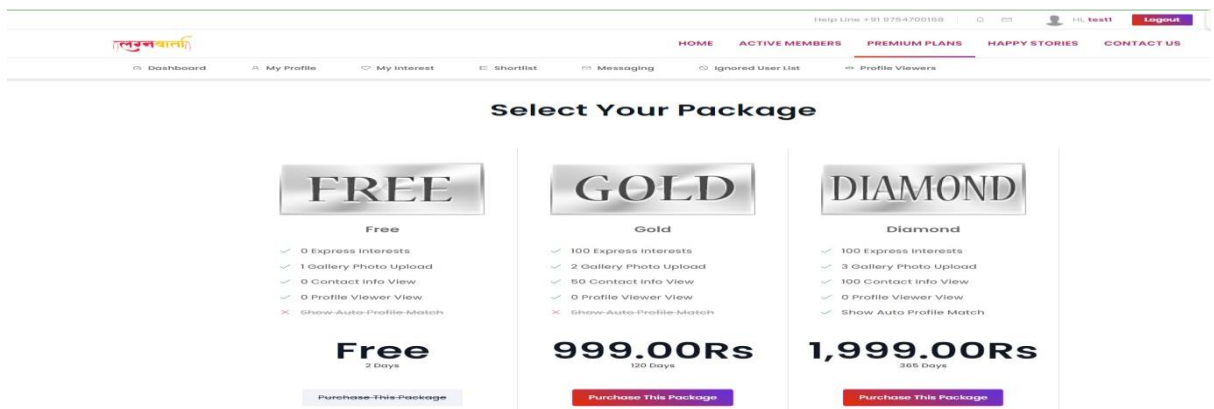
Step 7: Now you can fill in all profile-related details.



Step 8: Purchase a package according to your requirement. Click on the "Package" link and select a package.



Select any package



Step 9: After clicking on a package, you will see a form. Click on the "By QR Scanner Payment Option" and complete the payment. Then, enter the transaction details in the form. Note: Upload a snapshot of the payment and follow the same image upload steps. Complete all details and click on

the "Confirm" button.

Help Line +91 9754700168 | Hi, test! | Logout

लुगनबाती

HOME ACTIVE MEMBERS PREMIUM PLANS HAPPY STORIES CONTACT US

Dashboard My Profile My Interest Shortlist Messaging Ignored User List Profile Viewers

GOLD

Gold

- ✓ 100 Express Interests
- ✓ 2 Gallery Photo Upload
- ✓ 50 Contact Info View
- ✓ 0 Profile Viewer View
- ✗ Show Auto-Profile-Match

999.00Rs


120 Days

Select a payment option

Wallet

By Qr Scanner Payment / Bank Payment

Viraj Kale



6009436798@paytm

After payment Please share Screen Shot of payment detail to verify Payment / If any issue persist please send by [Support Ticket](#) >>> [creating ticket](#) or send an Email

Bank Name -BANK OF MAHARASHTRA
Account Name - VIRAJ KALE,
Account Number -60210978198
Routing Number - MAHABNK01

Transaction Id * Payment Proof *

Transaction Id

Payment Details

Payment Details:

GOLD

Gold

- ✓ 100 Express Interests
- ✓ 2 Gallery Photo Upload
- ✓ 50 Contact Info View
- ✓ 0 Profile Viewer View
- ✗ Show Auto-Profile Match


999.00Rs

120 Days

Select a payment option

Wallet | By Qr Scanner Payment / Bank Payment

Viraj Kale



After payment Please share Screen Shot of payment detail to verify Payment / If any issue persist please send by [Support Ticket](#) >>> [Creating Ticket](#) or send on Email

Bank Name - BANK OF MAHARASHTRA
Account Name - VIRAJ KALE
Account Number - 60210978198
Routing Number - MAHABNK01

Transaction Id *
paytm446

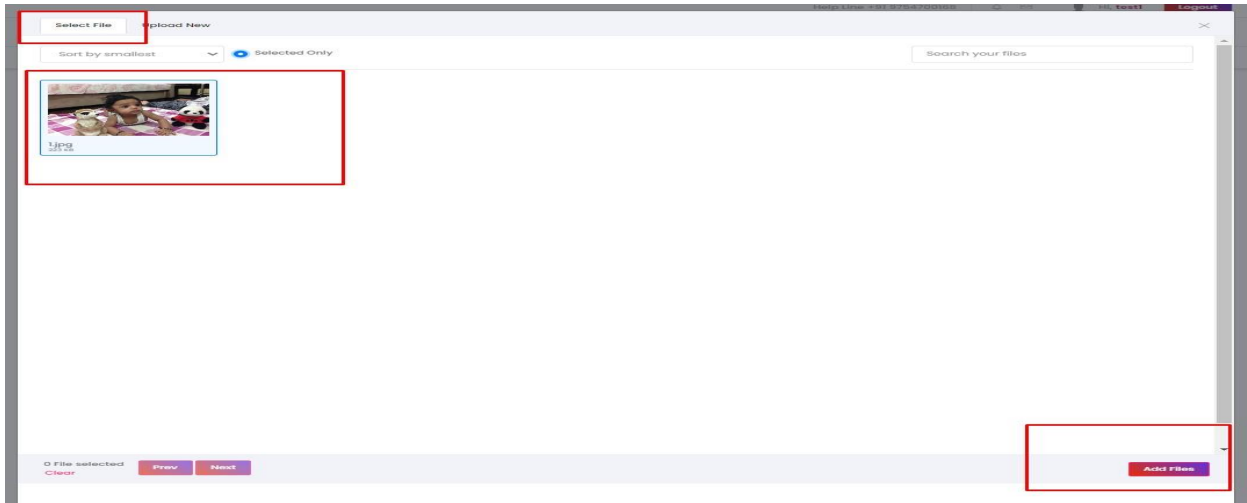
Payment Details
Payment Details

Payment Proof *

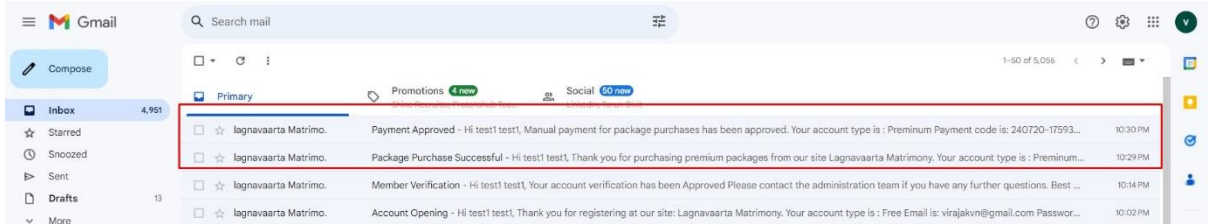
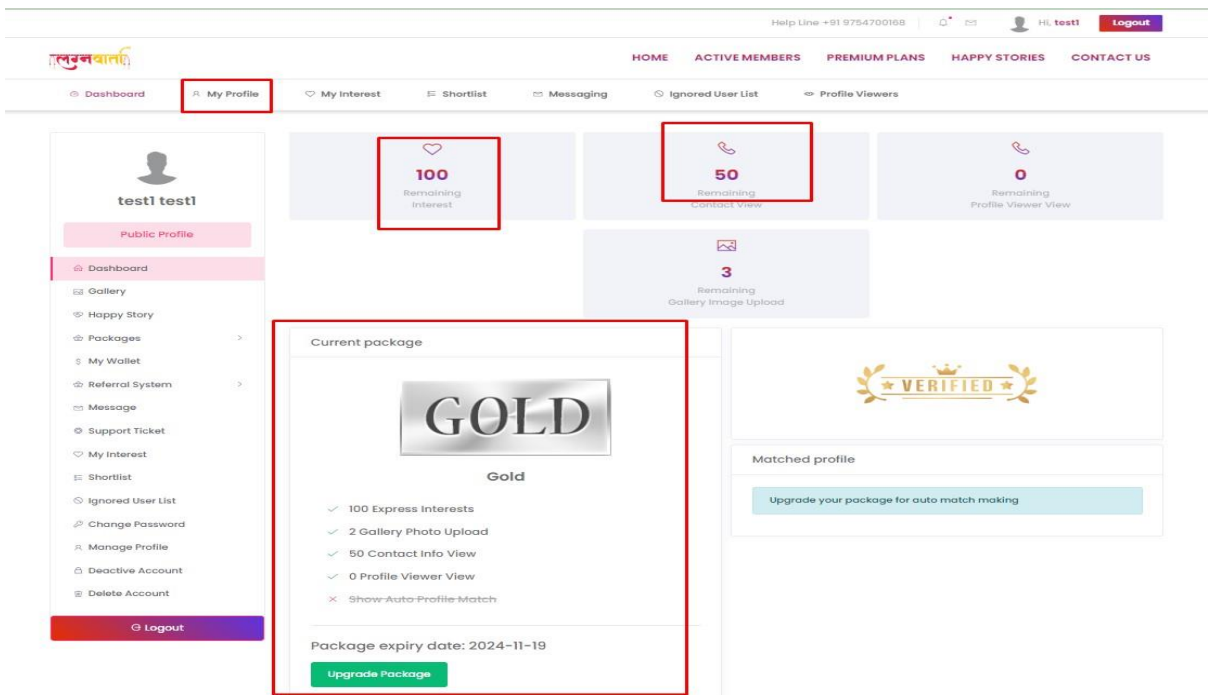
Select File

Drop files here, paste or browse

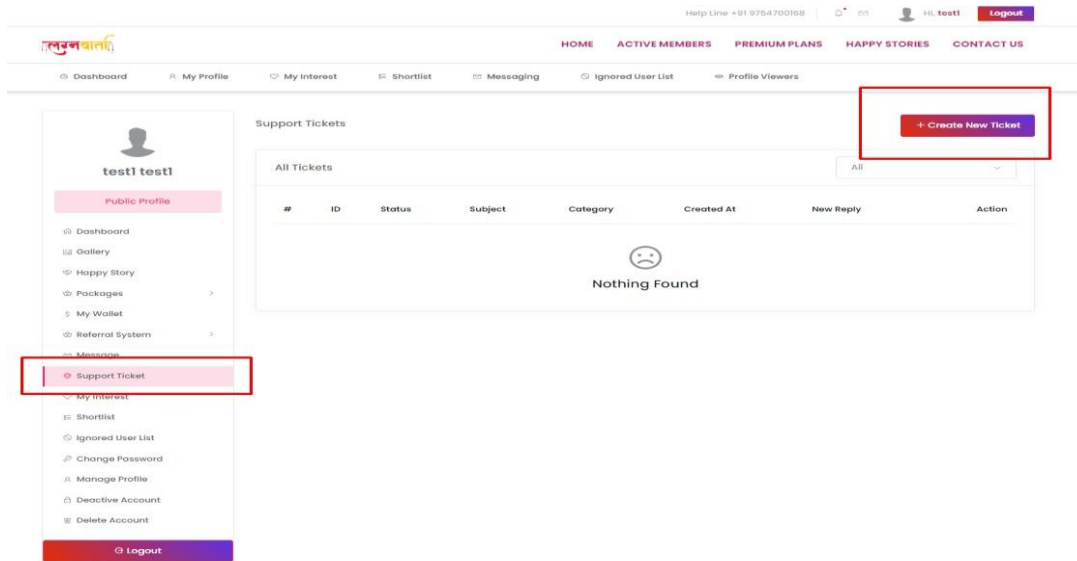
0 File selected
Clear



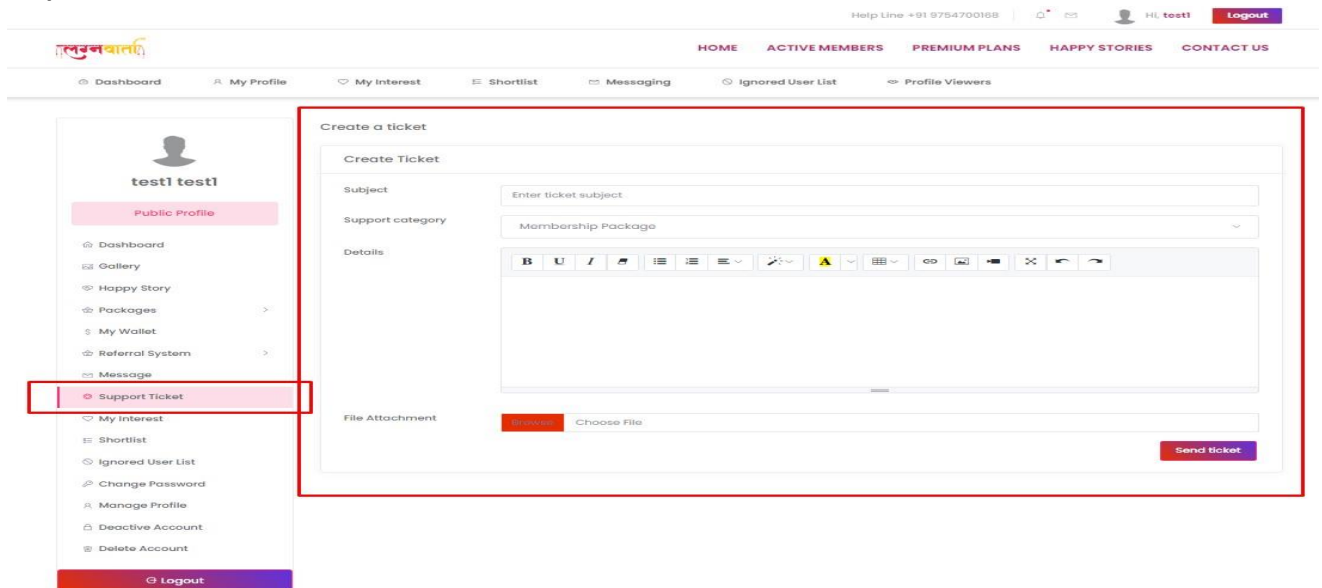
Step 10: Once your payment is confirmed, you will see the message "VERIFIED" in your account and also receive a confirmation email.



Step 11: To create a support ticket, follow the steps below.



Step 12: Fill in all details and click the "Send Ticket" button.



Step 13: Once the ticket is submitted, you will see the details and the ticket status. When the ticket is resolved, you will receive a "Ticket Success" notification with details.

Help Line +91 9754700168 | Hi, test1 | Logout

HOME ACTIVE MEMBERS PREMIUM PLANS HAPPY STORIES CONTACT US

Dashboard My Profile My Interest Shortlist Messaging Ignored User List Profile Viewers

test1 test1

Public Profile

- Dashboard
- Gallery
- Happy Story
- Packages
- My Wallet
- Referral System
- Message
- Support Ticket**
- My Interest
- Shortlist
- Ignored User List
- Change Password
- Manage Profile
- Deactive Account
- Delete Account

Logout

Support Tickets + Create New Ticket

All Tickets All

#	ID	Status	Subject	Category	Created At	New Reply	Action
1	20240720-060356	Pending	i paid 1k amount plz check	other	2024-07-20 18:03:56	0	View Details

Help Line +91 9754700168 | Hi, test1 | Logout

HOME ACTIVE MEMBERS PREMIUM PLANS HAPPY STORIES CONTACT US

Dashboard My Profile My Interest Shortlist Messaging Ignored User List Profile Viewers

test1 test1

Public Profile

- Dashboard
- Gallery
- Happy Story
- Packages
- My Wallet
- Referral System
- Message
- Support Ticket**
- My Interest
- Shortlist
- Ignored User List
- Change Password
- Manage Profile
- Deactive Account
- Delete Account

Logout

Support Tickets + Create New Ticket

All Tickets All

#	ID	Status	Subject	Category	Created At	New Reply	Action
1	20240720-060356	Solved	i paid 1k amount plz check	other	2024-07-20 18:03:56	1	View Details

You can also reply to the same chat

The screenshot displays a web application interface with a sidebar on the left and a main chat area on the right. The sidebar contains a user profile for 'test1 test1' and a list of navigation options, with 'Support Ticket' highlighted. The main chat area shows a conversation with the title 'i paid 1k amount plz check'. The chat content includes a red-bordered text input area and two messages: 'ok verified now check' (36 seconds ago) and 'plz check payment status' (3 minutes ago) with an image attachment.

test1 test1

Public Profile

- Dashboard
- Gallery
- Happy Story
- Packages
- My Wallet
- Referral System
- Message
- Support Ticket**
- My Interest
- Shortlist
- Ignored User List
- Change Password
- Manage Profile
- Deactive Account
- Delete Account

Logout

i paid 1k amount plz check

20240720-060356 • 2024-07-20 18:03:56 • Solved

B U I [Rich Text Editor Icons]

36 seconds ago
ok verified now check

3 minutes ago
plz check payment status

2.jpg
145.08 kb